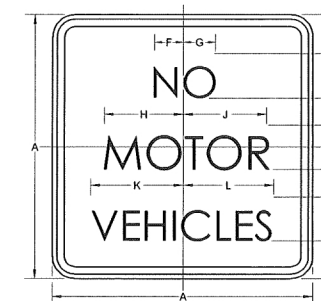


COLOR: LEGEND AND "F".....WHITE (REFLECTORIZED)
BACKGROUND.....RED (TRANSPARENT REFLECTORIZED)

* REDUCE SPACING 40%

SIGN SIZE	DIMENSIONS							BLANK STD.
	A	B	C	D	E	F	G	
18 X 18	18	5-9/32	7-15/32	3	7-3/4	3/8	6 C	B-18(O)

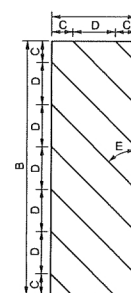
18" X 18" R1-1B 1.86 SQ. FT.



COLOR: LEGEND AND BORDER.....BLACK (NON-REFLECTORIZED)
BACKGROUND.....WHITE (REFLECTORIZED)

SIGN SIZE	DIMENSIONS										BLANK STD.	
	A	B	C	D	E	F	G	H	J	K		L
18 X 18	18	2-5/8	3 C	1-7/8	3 B	2	2-1/8	5-7/16	5-11/16	6-3/8	6-3/16	B-18(S)

18" X 18" R5-3B 2.25 SQ. FT.




SIGN SIZE	DIMENSIONS					BLANK STD.
	A	B	C	D	E	
8 X 24	8	24	2	4	45"	B-0824

DIAGONAL STRIPES SHALL POINT DOWN TOWARD ROADWAY.

COLOR: DIAGONAL STRIPES.....BLACK (NON-REFLECTORIZED)
BACKGROUND.....YELLOW (REFLECTORIZED)

TYPE III OBJECT MARKER

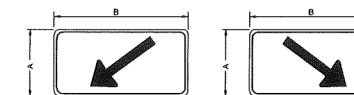
8" X 24" OM-3L 1.33 SQ. FT.
8" X 24" OM-3R 1.33 SQ. FT.



SIGN SIZE	DIMENSIONS								MAR-GIN	BOR-DER	BLANK STD.
	A	B	C	D	E	F	G	H			
30 X 30	30	3 3/4	15	1/4	1 3/4	10 3/4	9 9/16	1/2	3/4	B-30(D)	

COLOR: SYMBOL AND BORDER.....BLACK (NON-REFLECTORIZED)
BACKGROUND.....FLOURESCENT YELLOW-GREEN (REFLECTORIZED)

30" X 30" W11-15 6.25 SQ. FT.




SIGN SIZE	DIMENSIONS		MAR-GIN	BOR-DER
	A	B		
12 X 24	12	24	1/2	

COLOR: SYMBOL AND BORDER.....BLACK (NON-REFLECTORIZED)
BACKGROUND.....FLOURESCENT YELLOW-GREEN (REFLECTORIZED)

NOTE: REFER TO REVISED SIGN W16-7P IN THE AASHTO/MUTCD 2009 EDITION FOR EXACT DIMENSIONS

12" X 24" W16-7P 2.0 SQ. FT.



City of Sand Springs - Park Road Trail PREPARED BY: LANDPLAN CONSULTANTS
1150 N.W. 23rd Street Tulsa, OK 74107 TEL: 918.446.6000 FAX: 918.446.6005

Design	JM	7/16	SIGN DETAILS
Drawn	JM/BB	8/16	
Checked	KF/JM	6/17	
Approved			
Squad	LandPlan		

Tulsa County
STATE JOB NO. 28844(04) Sheet No. 21 of 62